


Financial Accountability Report

USD #: D0359

USD Name: Argonia Public Schools

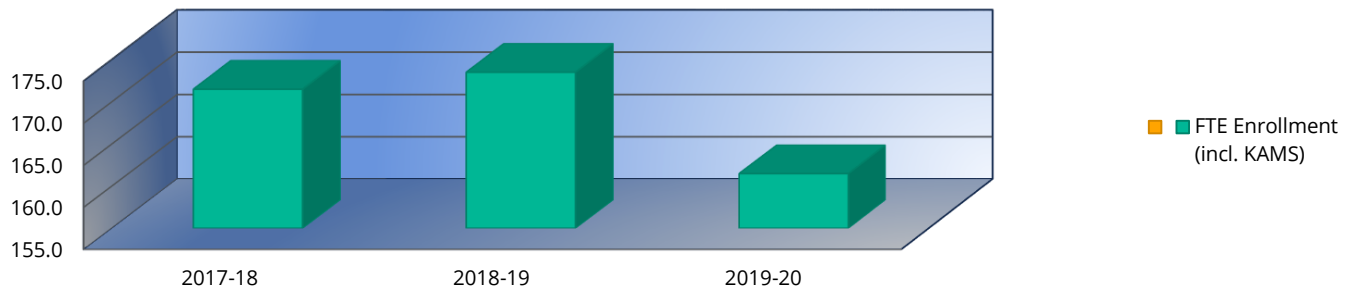
County Name: Sumner

School Year: 2020



Full Time Equivalency (FTE) Enrollment*

	2017-18	2018-19	2019-20 Budgeted
FTE Enrollment (incl. KAMS)	171.5	173.5	161.5
Virtual FTE Enrollment	0.0	0.0	0.0
Total FTE Enrollment	171.5	173.5	161.5

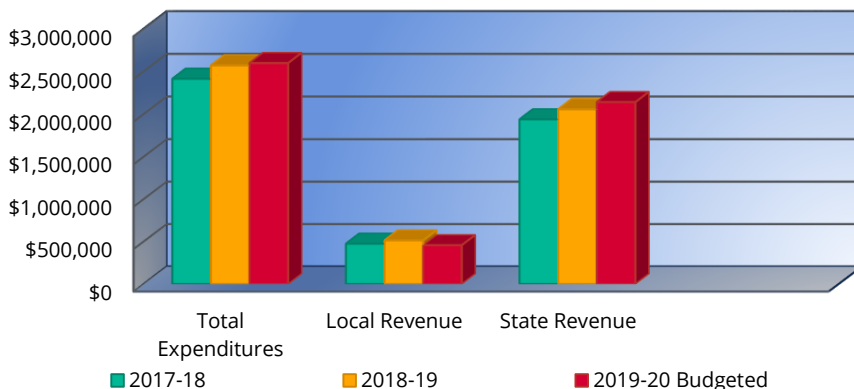


*Includes the 2/20 count.

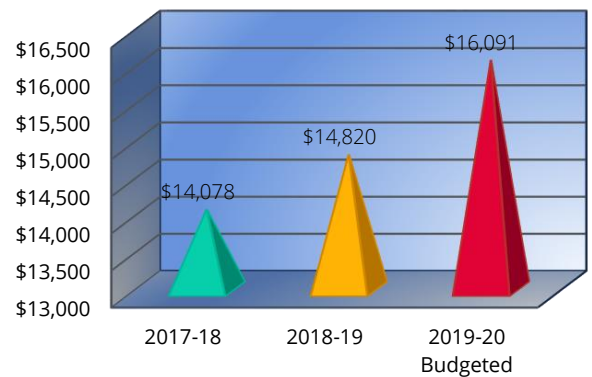
General & Supplemental General (06 & 08)

	2017-18	2018-19	2019-20 Budgeted
*Total Expenditures	\$2,414,456	\$2,571,327	\$2,598,648
Total Expenditures per Pupil	\$14,078	\$14,820	\$16,091
Local Revenue	\$475,410	\$514,489	\$457,275
State Revenue	\$1,939,046	\$2,056,838	\$2,141,373
Federal Revenue	\$0	\$0	\$0

Total Expenditures



Total Expenditures per Pupil



*Total Expenditures may not equal the sum of state, federal and local revenue. Typically this is a result of low assessed valuation and/or the large amount of federal property and federal impact aid in some districts.


Financial Accountability Report

USD #: D0359

USD Name: Argonia Public Schools

County Name: Sumner

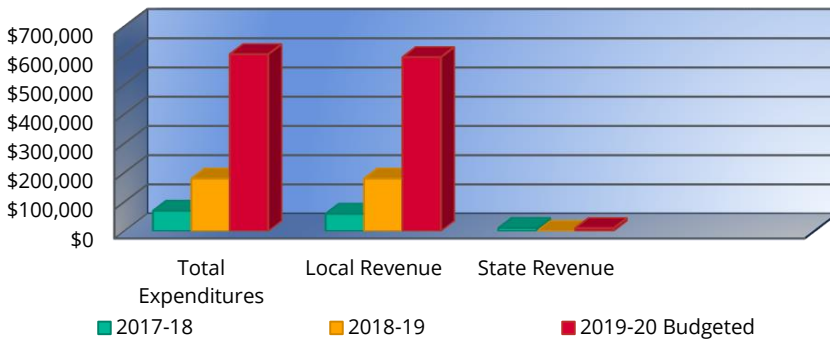
School Year: 2020



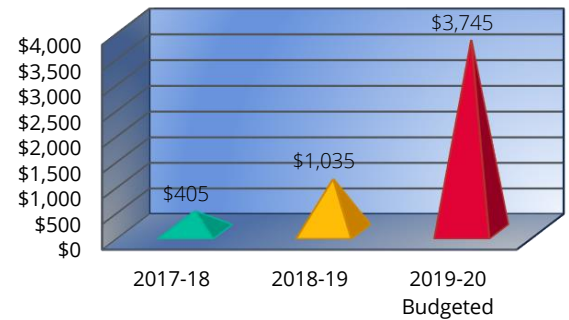
Capital Outlay (16)

	2017-18	2018-19	2019-20 Budgeted
*Total Expenditures	\$69,496	\$179,552	\$604,813
Total Expenditures per Pupil	\$405	\$1,035	\$3,745
Local Revenue	\$59,134	\$179,552	\$594,810
State Revenue	\$10,362	\$0	\$10,003
Federal Revenue	\$0	\$0	\$0

Total Expenditures



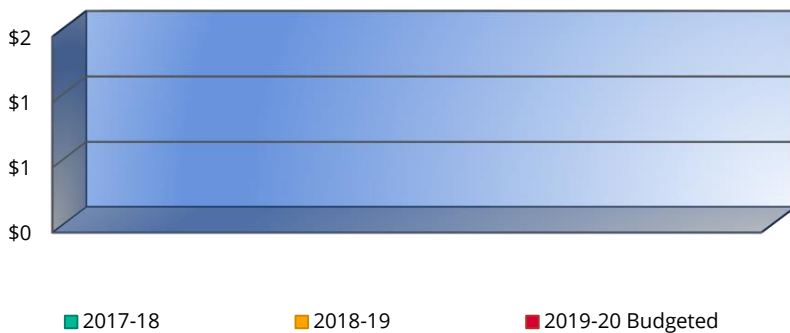
Total Expenditures per Pupil



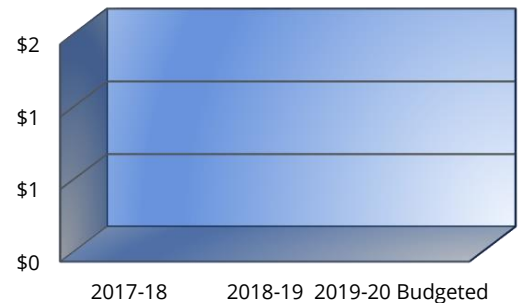
Bond & Interest (62 & 63)

	2017-18	2018-19	2019-20 Budgeted
*Total Expenditures	\$0	\$0	\$0
Total Expenditures per Pupil	\$0	\$0	\$0
Local Revenue	\$0	\$0	\$0
State Revenue	\$0	\$0	\$0
Federal Revenue	\$0	\$0	\$0

Total Expenditures



Total Expenditures per Pupil



*Total Expenditures may not equal the sum of state, federal and local revenue. Typically this is a result of low assessed valuation and/or the large amount of federal property and federal impact aid in some districts.


Financial Accountability Report

USD #: D0359

USD Name: Argonia Public Schools

County Name: Sumner

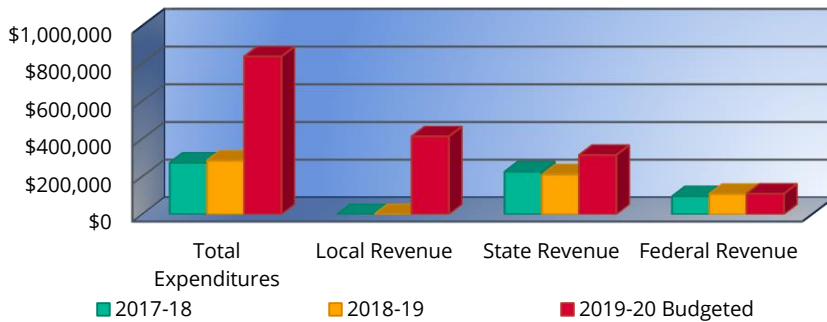
School Year: 2020



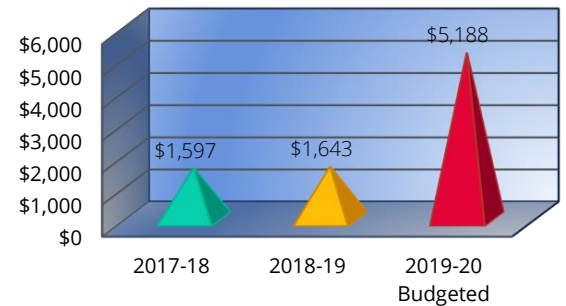
All Other Funds

	2017-18	2018-19	2019-20 Budgeted
*Total Expenditures	\$273,899	\$285,009	\$837,782
Total Expenditures per Pupil	\$1,597	\$1,643	\$5,188
Local Revenue	\$0	\$0	\$413,522
State Revenue	\$226,728	\$211,724	\$314,850
Federal Revenue	\$95,827	\$108,165	\$109,410

Total Expenditures



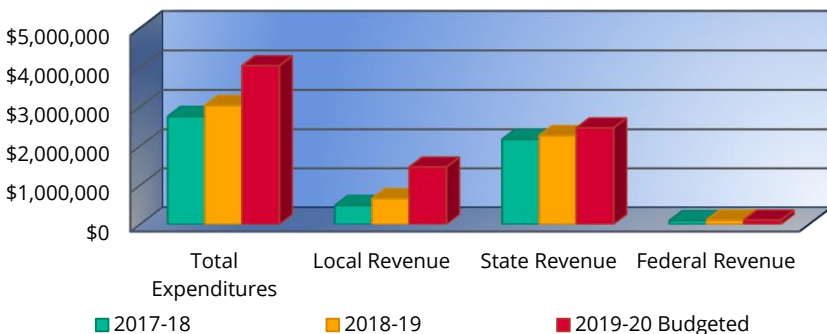
Total Expenditures per Pupil



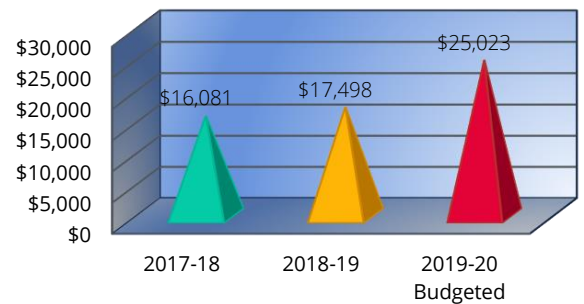
Total of All Funds

	2017-18	2018-19	2019-20 Budgeted
*Total Expenditures	\$2,757,851	\$3,035,888	\$4,041,243
Total Expenditures per Pupil	\$16,081	\$17,498	\$25,023
Local Revenue	\$485,888	\$659,161	\$1,465,607
State Revenue	\$2,176,136	\$2,268,562	\$2,466,226
Federal Revenue	\$95,827	\$108,165	\$109,410

Total Expenditures



Total Expenditures per Pupil



*Total Expenditures may not equal the sum of state, federal and local revenue. Typically this is a result of low assessed valuation and/or the large amount of federal property and federal impact aid in some districts.


Financial Accountability Report

USD #: D0359

USD Name: Argonia Public Schools

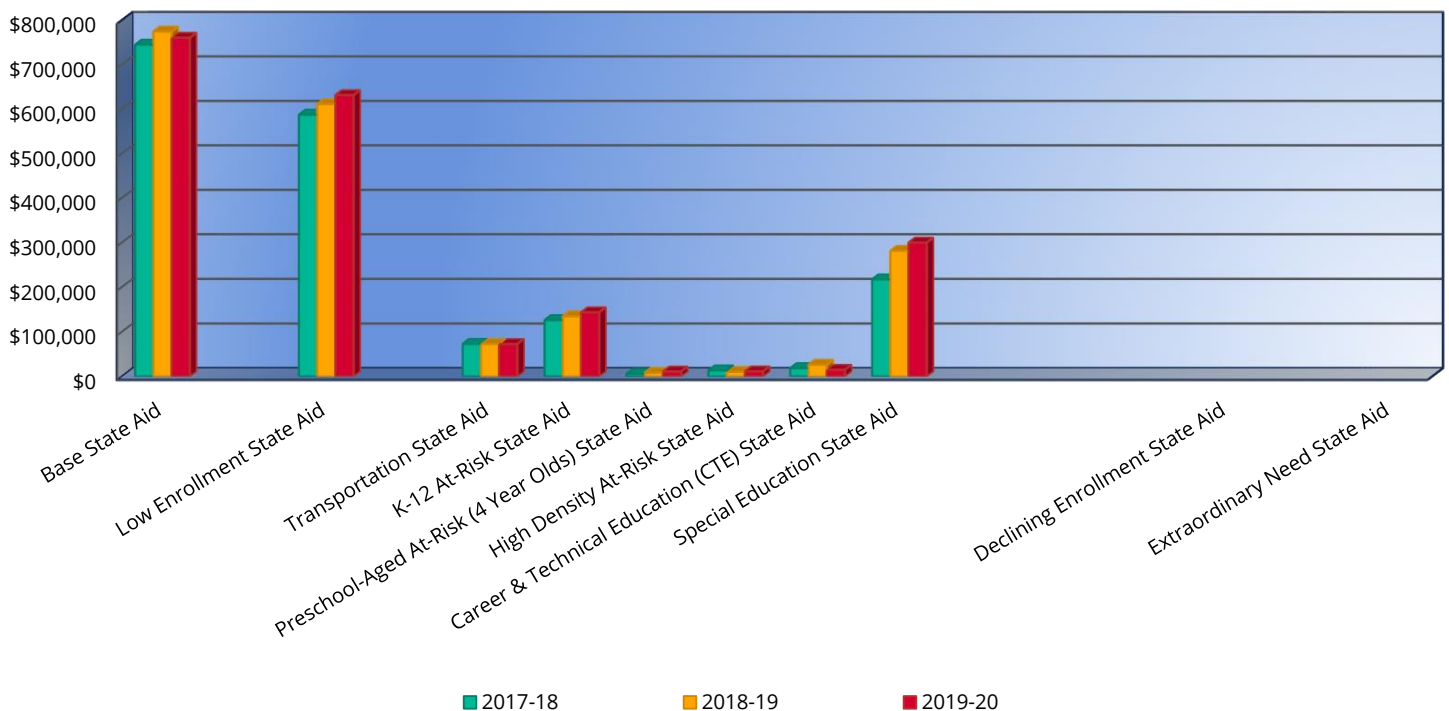
County Name: Sumner

School Year: 2020



State Aid

	2017-18	2018-19	2019-20 Budgeted
Base State Aid	\$745,116	\$774,690	\$760,774
High Enrollment State Aid	\$0	\$0	\$0
Low Enrollment State Aid	\$587,680	\$611,422	\$631,686
School Facilities State Aid	\$0	\$0	\$0
Transportation State Aid	\$72,909	\$72,888	\$72,750
K-12 At-Risk State Aid	\$126,189	\$134,946	\$143,726
Preschool-Aged At-Risk (4 Year Olds) State Aid	\$6,009	\$8,330	\$11,090
High Density At-Risk State Aid	\$13,620	\$10,413	\$11,534
Career & Technical Education (CTE) State Aid	\$18,828	\$26,240	\$15,082
Special Education State Aid	\$217,495	\$281,429	\$300,000
Bilingual State Aid	\$0	\$0	\$0
Ancillary State Aid	\$0	\$0	\$0
Cost of Living State Aid	\$0	\$0	\$0
Declining Enrollment State Aid	\$0	N/A	N/A
Virtual State Aid	\$0	\$0	\$0
Extraordinary Need State Aid	\$0	N/A	N/A



Note: The scale for each chart will vary based on individual district's data.


Financial Accountability Report

USD #: D0359

USD Name: Argonia Public Schools

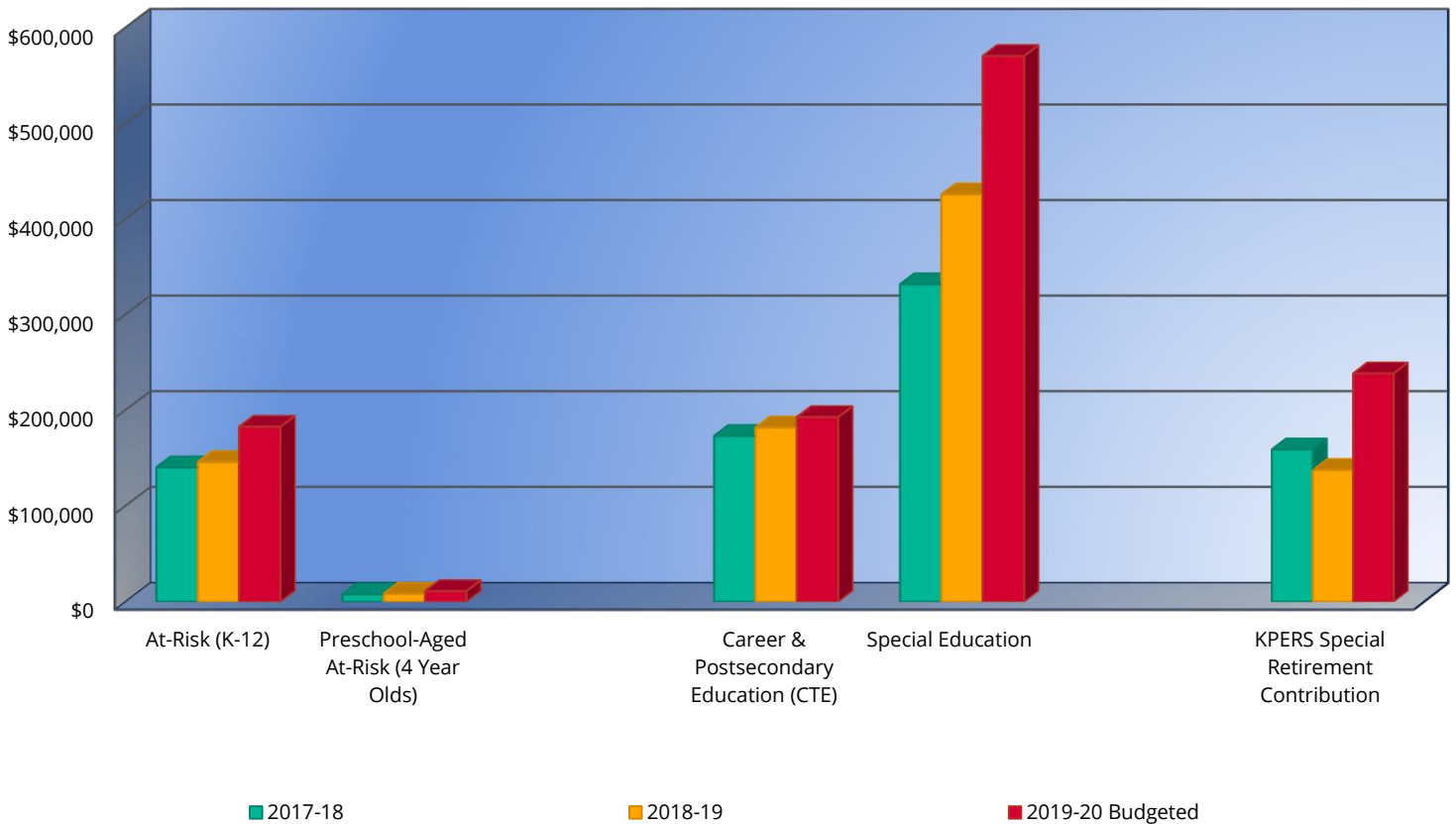
County Name: Sumner

School Year: 2020



Total Expenditures of Selected Funds


	2017-18	2018-19	2019-20 Budgeted
At-Risk (K-12) - 13	\$139,809	\$145,358	\$182,320
Preschool-Aged At-Risk (4 Year Olds) - 11	\$7,749	\$8,330	\$11,090
Bilingual Education - 14	\$0	\$0	\$0
Career & Postsecondary Education (CTE) - 34	\$172,694	\$181,427	\$192,428
Special Education - 30	\$331,475	\$425,414	\$570,336
Virtual Education - 15	\$0	\$0	\$0
KPERS Special Retirement Contribution - 51	\$158,597	\$137,125	\$238,076



Note: The scale for each chart will vary based on individual district's data.

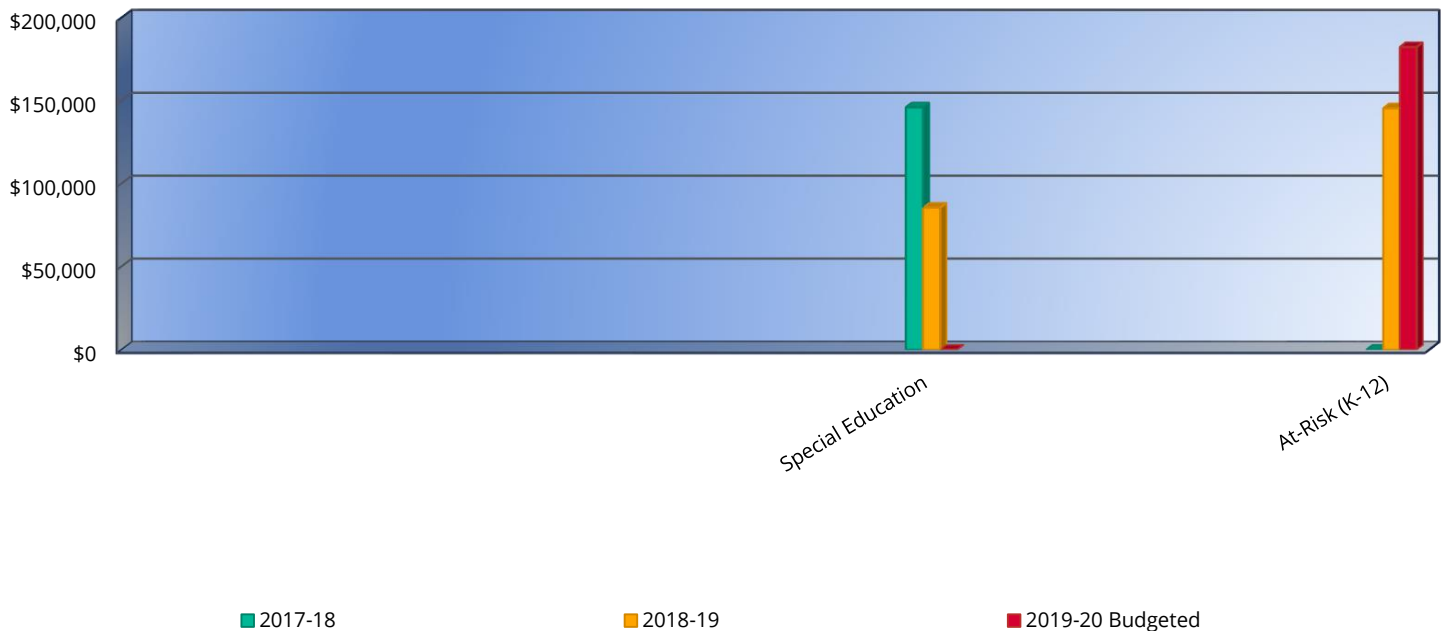
Financial Accountability Report

USD #: D0359
 USD Name: Argonia Public Schools
 County Name: Sumner
 School Year: 2020



Supplemental General (08) Transfers


	2017-18	2018-19	2019-20 Budgeted
Adult Education - 10	\$0	\$0	\$0
Adult Supplemental Education - 12	\$0	\$0	\$0
Bilingual Education - 14	\$0	\$0	\$0
Virtual Education - 15	\$0	\$0	\$0
Driver Training - 18	\$0	\$0	\$0
Extraordinary School Program - 22	\$0	\$0	\$0
Food Service - 24	\$0	\$0	\$0
Professional Development - 26	\$0	\$0	\$0
Parent Education Program - 28	\$0	\$0	\$0
Summer School - 29	\$0	\$0	\$0
Special Education - 30	\$145,959	\$85,420	\$0
Career & Postsecondary Education (CTE) - 34	\$0	\$0	\$0
Special Reserve Fund - 47	\$0	\$0	\$0
Special Liability Expense Fund - 42	\$0	\$0	\$0
Textbook & Student Material Revolving - 55	\$0	\$0	\$0
Preschool-Aged At-Risk (4 Year Olds) - 11	\$0	\$0	\$0
At-Risk (K-12) - 13	\$0	\$145,358	\$182,320



Note: The scale for each chart will vary based on individual district's data.

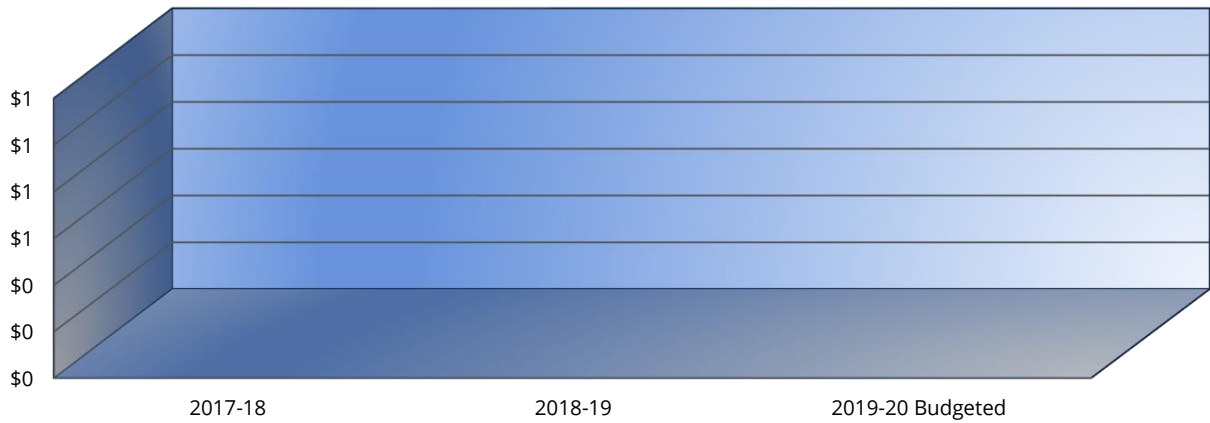
Financial Accountability Report

USD #: D0359
 USD Name: Argonia Public Schools
 County Name: Sumner
 School Year: 2020



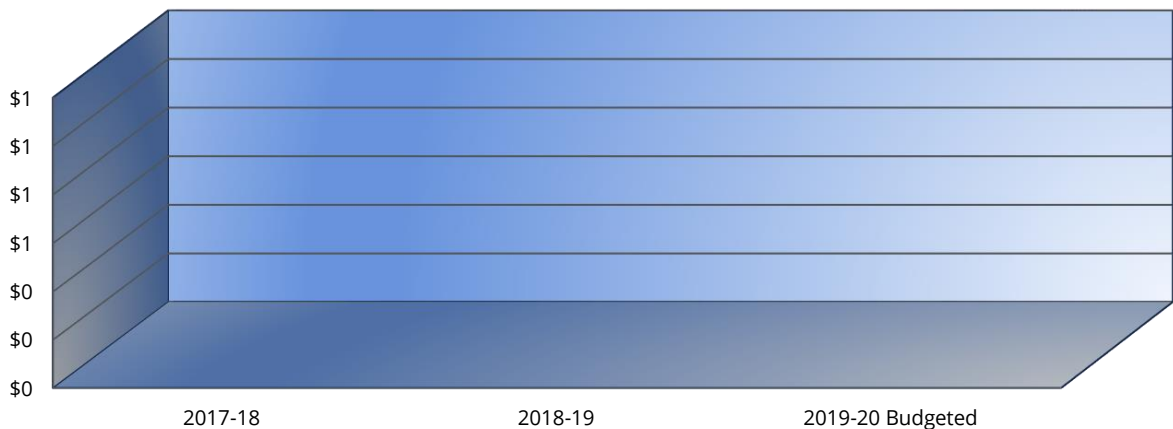
Article 6, Section 6 Constitutional Challenge

	2017-18	2018-19	2019-20 Budgeted
Total Expenditures	\$0	\$0	\$0
Aggregate Expenditures from 7/1/2010 to 6/30/2019	\$0		



General Obligation Bonded Indebtedness

	2017-18	2018-19	2019-20 Budgeted
Outstanding Principal (July 1)	\$0	\$0	\$0



Note: The scale for each chart will vary based on individual district's data.


Financial Accountability Report

USD #: D0359

USD Name: Argonia Public Schools

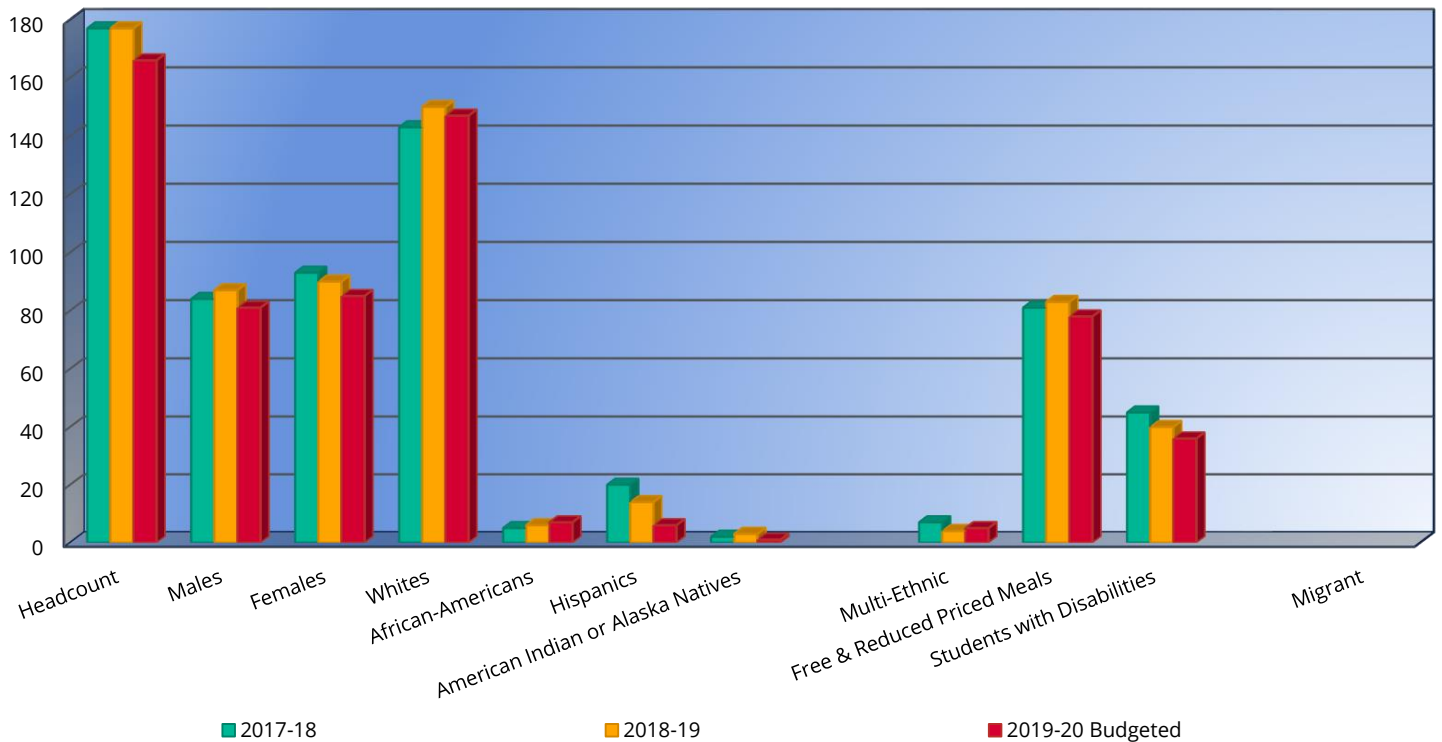
County Name: Sumner

School Year: 2020



Demographic Headcount¹

	2017-18	2018-19	2019-20 Budgeted
Headcount	177	177	166
Males	84	87	81
Females	93	90	85
Whites	143	150	147
African-Americans	5	6	7
Hispanics	20	14	6
American Indian or Alaska Natives	2	3	1
Asians	0	0	0
Multi-Ethnic	7	4	5
Free & Reduced Priced Meals	81	83	78
Students with Disabilities	45	40	36
English Language Learners	0	0	0
Migrant*	0	0	N/A



¹ Demographic Data is unaudited.

*Districts are in the process of submitting Migrant data for the current year.